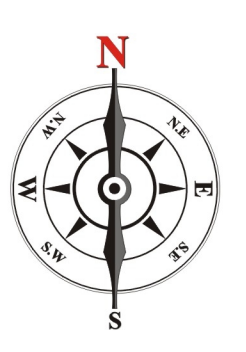

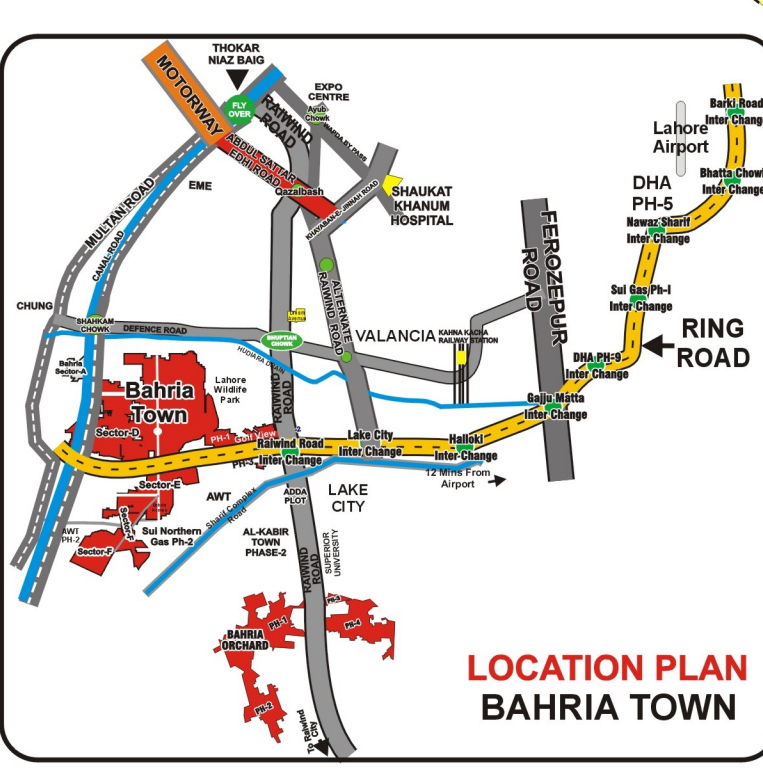



BAHRIA TOWN LAHORE
LAYOUT PLAN
Sector A-B-C-D-E-F
GOLF VIEW RESIDENCIA

LAHORE REAL ESTATE
 UAN: +92-42-111-111-040
 +92-42-37189611-14
 0322-4009766 / 0322-4929992
 E-mail: INFO@LREPK.COM
 www.LahoreRealEstate.Com

- Legends**
- Meadows Villas
 - Executive Lodges
 - 02 Canal (75' x 120')
 - 01 Canal (50' x 90')
 - 12 Marla
 - 16 Marla
 - 10 Marla (35' x 45) (35' x 70')
 - 08 Marla (30' x 40')
 - 07 Marla (30' x 55')
 - 06 Marla (25' x 55')
 - 05 Marla (25' x 45) (30' x 40')
 - Homes (25' x 55')
 - Park
 - Masjid
 - P. Building
 - Commercial

Private Land
 Private Land
 PARK 28.8-K
 EE BLOCK



To Join LRE Whatsapp Group
 +92 322 4929992
 LahoreRealEstateDotCom
 twitter.com/Lahore Estate
 Subscribe to our YouTube Channel



LAHORE REAL ESTATE

Ground Floor, 46-MB Main Boulevard Shabir Shareef
 Road DHA Phase-6, Lahore.

UAN: +92-42-111-111-040
 +92-42-37189611-14
 0322-4009766 / 0322-4929992
 E-mail: INFO@LREPK.COM
 www.LahoreRealEstate.Com